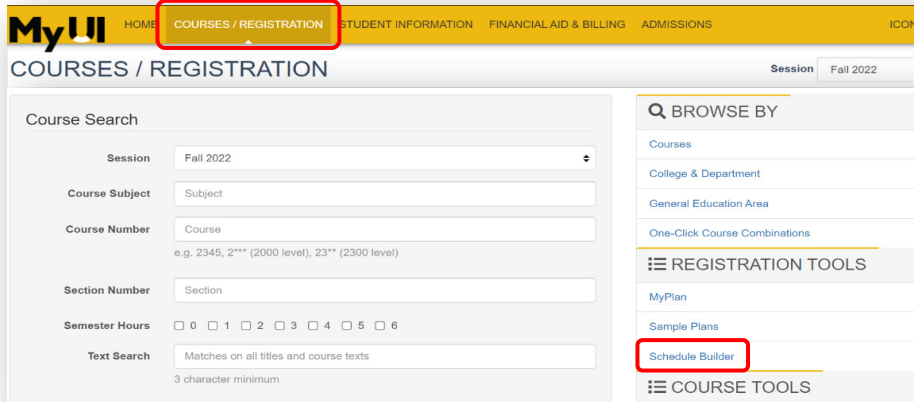


Adding Courses to the Schedule Builder Course Cart

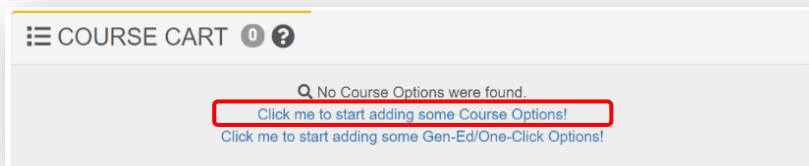
1. Navigate to Schedule Builder on MyUI:



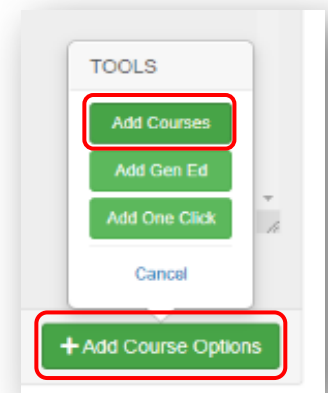
When logged on to MyUI, click **“Courses/Registration”** in the gold bar across the top of the page. Then click the **“Schedule Builder”** link on the right.

2. Click to begin adding course options:

To add the first course to your Course Cart, select the **“Click me to start adding some Course Options!”** link. If you already have courses in your cart, click on the **“+Add Course Options,”** then **“Add Courses”** button to begin searching.



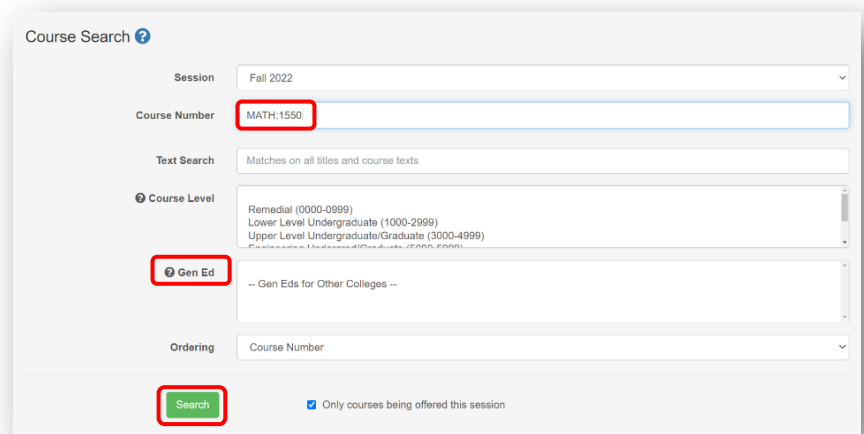
OR



3. Begin searching for specific/recommended courses:

In the “Course Number” bar, type the subject and number for the course you would like to search. For example, to search for Engineering Math I – Single Variable Calculus, you would enter MATH:1550. Click **“Search.”**

To search for gen ed courses: Review the Searching for Engineering Gen Eds handout for information about adding Gen Ed courses to your course cart.



4. Choose a course:

Read the **course description** and click **Add to Scheduler**. It will then appear in your course cart as shown below.

ENGINEER MATH I SINGLE VARIABLE CALCULUS 4 S.H.

[MATH:1550](#)

Limits, derivatives, max/min, other applications, mean-value theorem, approximating functions, concavity, curve sketching, exponential models; Riemann sums, fundamental theorem; integration techniques, improper integrals, approximations.

This is the first semester of a five-semester mathematics sequence for engineering students, but not restricted to engineering students. This course is a redesigned version of a traditional first-semester calculus course with a little more emphasis on techniques of integration. The course is taught by a faculty member in a lecture of about 120 students meeting three times a week and with two one-hour discussion sections taught by a TA. Students are encouraged to use the Math Tutorial Laboratory for additional help.

Prerequisites: (MATH:1010 with a minimum grade of C- and MATH:1005 with a minimum grade of C-) or MPT Level 3 score of 9 or higher or ALEKS score of 75 or higher or (MATH:1380 with a minimum grade of C- and MATH:1010 with a minimum grade of C-) or MATH:1020 with a minimum grade of C- or MATH:1460 with a minimum grade of C- or (MATH:1010 with a minimum grade of C- and ALEKS score of 55 or higher) or (MATH:1340 with a minimum grade of C- and MATH:1010 with a minimum grade of C-)

[Add to Scheduler](#)

COURSE CART 1 ?

MATH:1550 ENGINEER MATH I SINGLE VARIABLE CALCULUS (4 S.H.)

[+ Add Filters](#)

[✓](#) [✕](#)

MY FILTERS 1 ?

Available To Me

Find only open sections I can register for [✓](#)

5. Explore section/seat availability:

Click on the course number after searching a course to see the sections and seat availability for each section.

When you click **“Add to Scheduler”** from this page, it is recommended that you add the **“(Course)”** to give you the most options when building schedules. Adding the **“(Section)”** option will only populate that specific section/time in possible schedules.

Course #	Title	Hours	Notes	Enrollments
MATH:1550:000A	Engineer Math I Single Variable Calculus Lecture	0 s.h.	Delivery Mode: In-Person This course will be held face-to-face in a physical instructional space. Registration Information: Students may only receive credit for one of these co... more	Open 0 of 163 enrolled
ADD THIS COURSE OR SECTION?				
Add MATH:1550 (Course)				Add To Scheduler
Add MATH:1550:000A (Section)				Add To Scheduler
MATH:1550:000B	Engineer Math I Single Variable Calculus Lecture	0 s.h.	Delivery Mode: In-Person This course will be held face-to-face in a physical instructional space. Registration Information: Students may only receive credit for one of these co... more	Open 4 of 200 enrolled
				Add To Scheduler

6. Watch Schedule Builder videos for additional support and next steps:

- [How to add courses to your Course Cart](#)
- [Troubleshooting Schedule Builder error messages](#)
- [How to build and save schedules](#)
- [How to register with Schedule Builder](#)
- [Using filters in Schedule Builder](#)